

## CPI by Provinces in the Month of Aban 1397<sup>1</sup>

### Total Households

In the month of Aban<sup>2</sup> of the year 1397, the nation's household general index (1395=100) stood at 147.8 which increased by 2.6 percent compared to the previous month. In this month, the province of East Azarbayejan sees the highest monthly inflation rate of the nation's household with a 4.3 percent increase and the lowest monthly inflation rate belongs to Hamedan province with a 1.4 percent rise. Percentage change of general index for the nation's households is 34.9 percent compared to the corresponding month of the previous year (point to point inflation). The highest point to point inflation rate is for Sistan & Baluchestan province with 42.6 percent and the lowest one was for Kerman province with 28.8 percent. That is to say that the households residing in Sistan & Baluchestan province, on average, would spend 7.7 percent more than the nation's total mean, and the households living in Kerman province, on average, would spend 6.1 percent less than the nation's total mean compared to the month of Aban of the year 1396 if the "same range of goods and services" was purchased by these households in both provinces. The twelve month inflation rate ending to the month of Aban of the year 1397 for the nation's households stood at 15.6 percent. The highest twelve month inflation rate goes to Lorestan province with 19.2 percent and the lowest one is for Kerman province with 12.2 percent. The twelve-month inflation rate gap of provinces in the month of Aban is 7 percent indicating a 1 percentage point rise compared to the previous month.

---

<sup>1</sup>- It is the Iranian year which usually begins on the day of 21 March of the Gregorian calendar. To find the corresponding year of the Gregorian calendar, add 621 or 622 (depending on the time of the year) to a [solar Hijri](#) year. For example the corresponding year of the year 1397 in the Gregorian calendar is (21 March 2018-20 March 2019).

<sup>2</sup>- **Iranian months and their equivalent in Gregorian calendar**

Farvardin (21 March-20April)

Mehr (23 September-22 October)

Ordibehesht (21 April-21 May)

Aban (23 October-21 November)

Khordad (22 May-21 June)

Azar (22 November-21 December)

Tir (22 June-22 July)

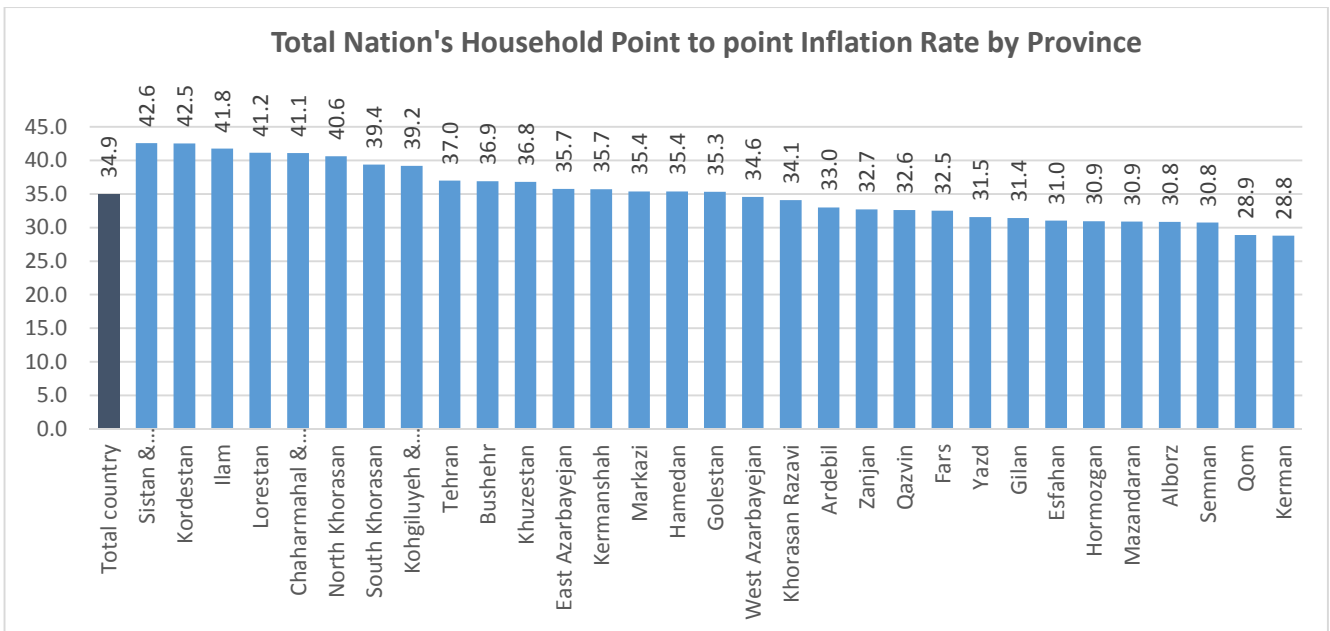
Dey (22 December-20 January)

Mordad (23 July-22 August)

Bahman (21 January-19 February)

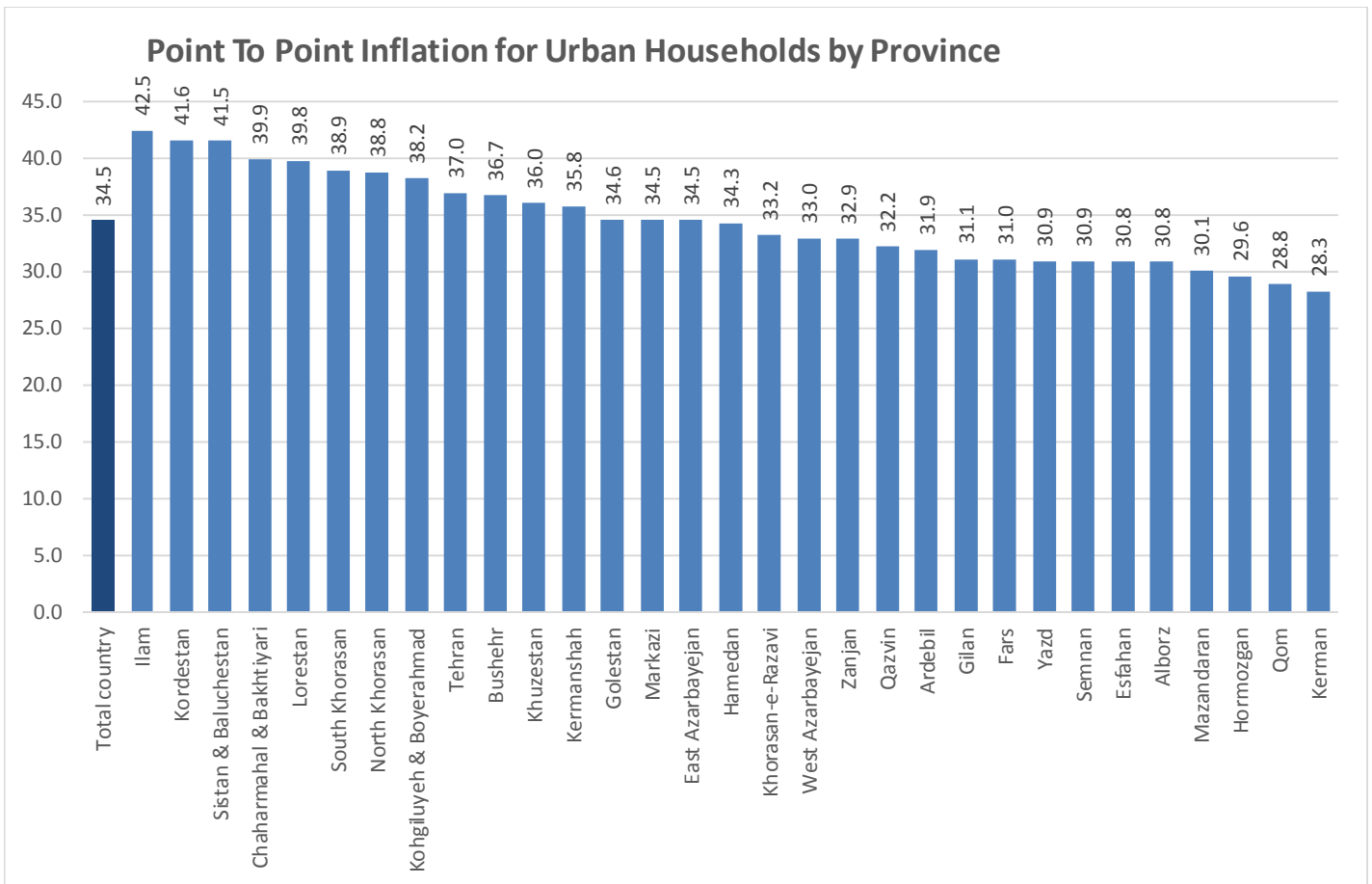
Shahrivar (23 August-22 September)

Esfand (20 February-20 March)



## Urban Households

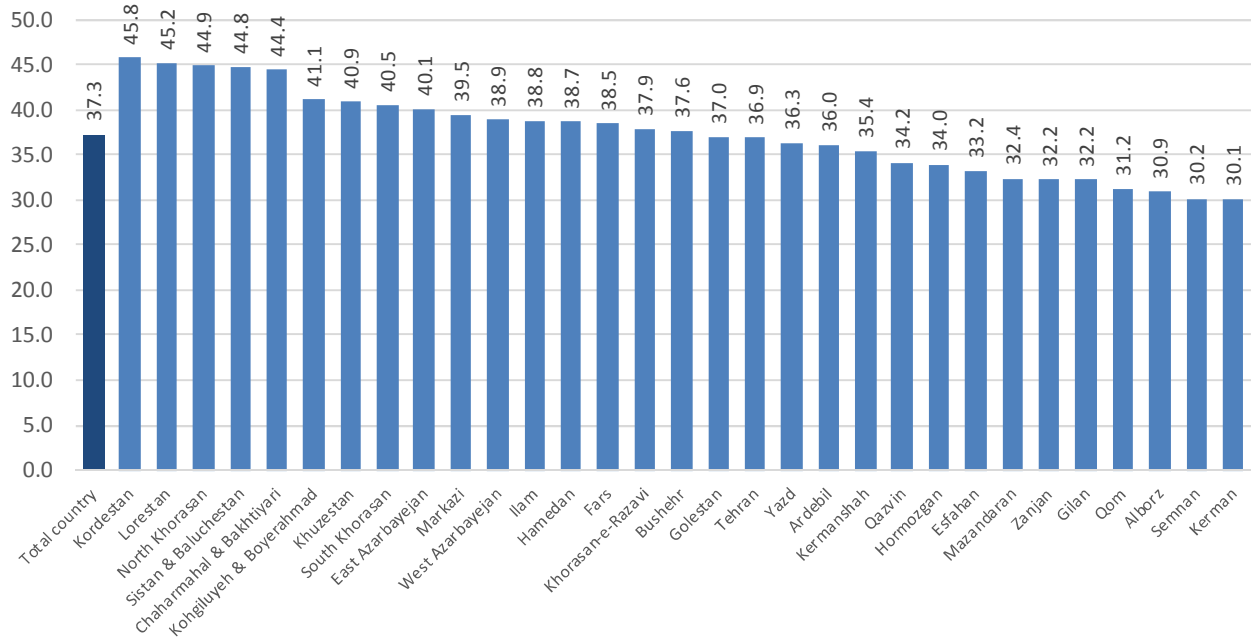
Urban household general index (1395=100) reached 147.3 in the month of Aban of the year 1397, which increased by 2.6 percent compared to the previous month. In this month, the highest monthly inflation rate of the urban household goes to East Azarbaijejan province with a 4.1 percent increase and the lowest monthly inflation rate belongs to Gilan province with a 1.5 percent increase. The percentage change of general index for the urban households is 34.5 percent compared to the corresponding month of the previous year (point to point inflation). The highest point to point inflation rate is for Ilam province with 42.5 percent and the lowest one goes to Kerman province with 28.3 percent. That is to say that the urban households residing in Ilam province, on average, would spend 8 percent more than the nation's total mean, and the urban households living in Kerman province, on average, would spend 6.2 percent less than the nation's total mean compared to the month of Aban of the year 1396 if the "same range of goods and services" was purchased by these households in both provinces. The twelve month inflation rate ending to the month of Aban of the year 1397 for urban households stood at 15.6 percent. The highest twelve month inflation rate goes to Lorestan province with 19.4 percent, and the lowest one is for Hormozgan province with 12.9 percent. The twelve-month inflation rate gap of provinces in the month of Aban is 6.5 percent indicating a 0.2 percentage point rise compared to the previous month.



## Rural Household

Rural household general index (1395=100) stood at 150.8 in the month of Aban of the year 1397, which increased by 2.7 percent compared to the previous month. In this month, the highest monthly inflation rate of the rural household goes to Kohgiluyeh & Boyer-Ahmad province with a 5.7 percent increase and the lowest monthly inflation rate belongs to Qazvin province with a 0.1 percent increase. The percentage change of general index for the rural households is 37.3 percent compared to the corresponding month of the previous year (point to point inflation). The highest point to point inflation rate of rural households is for Kordestan province with 45.8 percent and the lowest one goes to Kerman province with 30.1 percent. That is to say that the rural households residing in Kordestan province, on average, would spend 8.5 percent more than the nation's total mean, and the rural households living in Kerman province, on average, would spend 7.2 percent less than the nation's total mean compared to the month of Aban of the year 1396 if the "same range of goods and services" was purchased by these households in both provinces. The twelve month inflation rate ending to the month of Aban of the year 1397 for rural households reached 15.4 percent. The highest twelve month inflation rate goes to Chaharmahal & Bakhtiari province with 19.1 percent, and the lowest one is for Kerman province with 9.8 percent. The twelve-month inflation rate gap of provinces in the month of Aban is 9.3 percent indicating a 1 percentage point rise compared to the previous month.

## Point To Point Inflation for Rural Households by Province



Nation's Households Goods and Services General Price Index, and Percentage Changes of Index by Province  
 Month: Aban, Year: 1397

1395=100

Province	General Index				Food, beverages and tobacco					Non-foods items and services				
	General Index	Monthly Inflation	Point to point inflation	Twelve month inflation rate	Weight	Index	Monthly Inflation	Point to point inflation	Twelve month inflation rate	Weight	Index	Monthly Inflation	Point to point inflation	Twelve month inflation rate
Total country	147.8	2.6	34.9	15.6	27.24	168.5	4.1	50.3	20.6	72.76	140.1	2.0	29.0	13.6
Markazi	147.5	2.7	35.4	15.0	31.85	168.7	4.9	48.8	20.4	68.15	137.6	1.5	28.8	12.4
Gilan	144.3	1.5	31.4	13.6	25.01	163.9	2.8	49.2	17.8	74.99	137.7	1.0	25.5	12.1
Mazandaran	144.6	1.7	30.9	13.9	29.17	161.5	3.2	43.1	17.8	70.83	137.7	1.0	25.7	12.3
East Azarbayejan	152.0	4.3	35.7	16.3	30.00	170.4	4.8	50.5	20.9	70.00	144.1	4.0	29.3	14.2
West Azarbayejan	149.2	2.9	34.6	15.7	33.06	171.5	4.0	51.1	21.3	66.94	138.2	2.3	26.1	12.7
Kermanshah	152.0	2.8	35.7	18.1	31.62	170.2	4.1	51.7	22.3	68.38	143.6	2.1	28.3	16.1
Khuzestan	148.5	1.9	36.8	15.6	33.32	172.1	2.1	54.0	22.6	66.68	136.8	1.7	27.8	12.0
Fars	142.4	2.0	32.5	13.8	27.45	168.4	4.5	52.3	20.7	72.55	132.6	0.9	24.7	11.1
Kerman	140.2	2.7	28.8	12.2	33.88	159.2	3.7	45.2	18.7	66.12	130.5	2.0	20.3	8.8
Khorasan-e-Razavi	145.5	2.9	34.1	13.8	33.45	171.8	4.8	53.7	21.1	66.55	132.3	1.7	23.8	9.9
Esfahan	143.3	2.1	31.0	13.2	24.18	168.4	3.7	49.4	20.4	75.82	135.2	1.5	24.9	10.8
Sistan & Baluchestan	152.8	2.9	42.6	15.2	43.20	171.6	3.3	57.1	19.7	56.80	138.5	2.6	31.1	11.6
Kordestan	154.8	3.7	42.5	16.7	37.16	170.1	5.1	55.4	21.0	62.84	145.7	2.8	34.8	14.1
Hamedan	151.0	1.4	35.4	18.6	31.70	165.6	2.1	49.4	21.9	68.30	144.3	1.1	28.9	17.0
Chaharmahal & Bakhtiari	158.9	2.9	41.1	17.9	37.03	180.2	4.0	57.4	23.6	62.97	146.4	2.2	31.3	14.4
Lorestan	157.9	2.4	41.2	19.2	34.63	168.4	3.2	52.0	21.9	65.37	152.4	2.0	35.5	17.7
Ilam	158.0	2.4	41.8	18.4	35.32	172.8	3.2	52.1	22.6	64.68	149.9	2.0	36.0	16.1
Kohgiluyeh & Boyerahmad	150.1	4.0	39.2	14.6	35.99	164.4	6.2	48.1	16.8	64.01	142.0	2.5	33.9	13.4
Bushehr	146.2	2.9	36.9	14.0	31.53	175.6	3.4	59.0	22.1	68.47	132.6	2.6	26.2	10.0
Zanjan	144.1	3.0	32.7	14.0	32.96	159.8	4.8	45.5	18.4	67.04	136.4	2.0	26.3	11.8
Semnan	144.2	2.7	30.8	14.4	31.81	161.3	4.0	43.4	17.4	68.19	136.3	2.0	24.7	12.9
Yazd	143.9	3.1	31.5	13.1	31.90	169.5	4.9	51.2	20.5	68.10	131.8	2.1	22.0	9.6
Hormozgan	142.9	2.9	30.9	13.4	28.90	176.9	5.4	59.5	22.2	71.10	129.0	1.6	19.1	9.8
Tehran	150.4	2.8	37.0	17.7	19.05	167.3	5.0	47.7	21.0	80.95	146.4	2.2	34.4	16.8
Ardebil	144.8	3.2	33.0	13.8	37.05	166.0	5.0	51.0	19.5	62.95	132.3	1.9	22.3	10.4
Qom	139.6	2.2	28.9	13.2	26.44	164.1	3.2	46.7	20.4	73.56	130.8	1.7	22.2	10.5
Qazvin	145.3	1.6	32.6	14.4	34.27	160.5	1.0	44.9	17.6	65.73	137.3	2.0	26.1	12.7
Golestan	151.0	2.4	35.3	16.2	30.21	174.9	4.6	51.3	20.6	69.79	140.7	1.3	28.1	14.2
North Khorasan	159.4	3.6	40.6	17.2	34.31	175.4	4.2	54.5	20.9	65.69	151.0	3.3	33.4	15.2
Alborz	141.6	2.6	30.8	13.2	23.78	166.0	4.0	48.8	19.8	76.22	134.0	2.0	25.0	11.1

Urban Households Goods and Services General Price Index, and Percentage Changes of Index by Province

Month: Aban ,Year: 1397

1395=100

Province	General Index				Food, beverages and tobacco					Non-foods items and services				
	General Index	Monthly Inflation	Point to point inflation	Twelve month inflation rate	Weight	Index	Monthly Inflation	Point to point inflation	Twelve month inflation rate	Weight	Index	Monthly Inflation	Point to point inflation	Twelve month inflation rate
Total country	147.3	2.6	34.5	15.6	25.03	168.9	4.4	50.5	20.8	74.97	140.1	1.9	29.0	13.8
Markazi	146.5	2.7	34.5	14.7	29.68	168.2	5.6	48.4	19.7	70.32	137.3	1.3	28.4	12.4
Gilan	144.2	1.5	31.1	13.9	22.06	167.0	3.2	50.9	19.5	77.94	137.7	1.0	25.5	12.3
Mazandaran	143.9	1.7	30.1	13.7	27.28	161.3	3.8	43.0	17.5	72.72	137.4	0.8	25.1	12.2
East Azarbayejan	150.7	4.1	34.5	16.1	27.20	171.5	5.0	50.8	21.3	72.80	142.9	3.6	28.3	14.2
West Azarbayejan	147.0	2.8	33.0	15.0	29.87	168.0	4.3	49.8	19.7	70.13	138.1	2.1	25.7	12.9
Kermanshah	151.9	2.9	35.8	18.1	29.49	170.3	4.6	52.8	22.1	70.51	144.2	2.1	28.7	16.4
Khuzestan	147.4	1.8	36.0	15.4	31.00	172.3	2.3	54.6	22.9	69.00	136.2	1.6	27.3	11.9
Fars	140.7	1.7	31.0	13.6	24.54	167.4	4.3	51.6	20.9	75.46	132.1	0.6	24.1	11.1
Kerman	140.3	2.5	28.3	13.1	30.59	161.3	3.2	45.9	19.8	69.41	131.1	2.1	20.3	10.1
Khorasan-e-Razavi	143.6	2.9	33.2	13.3	30.86	172.6	5.4	55.0	21.4	69.14	130.7	1.5	23.0	9.5
Esfahan	143.0	2.1	30.8	13.2	23.50	168.8	3.7	49.8	20.5	76.50	135.0	1.5	24.8	10.9
Sistan & Baluchestan	152.7	3.1	41.5	15.4	37.28	178.7	4.0	60.3	21.7	62.72	137.3	2.5	29.7	11.5
Kordestan	153.9	3.9	41.6	16.7	34.99	169.9	6.0	54.7	21.1	65.01	145.4	2.7	34.4	14.3
Hamedan	151.1	1.7	34.3	19.2	27.99	168.5	3.4	49.7	22.8	72.01	144.3	0.9	28.3	17.8
Chaharmahal & Bakhtiyari	157.5	2.8	39.9	17.5	34.96	177.0	3.9	55.6	22.2	65.04	147.0	2.1	31.4	14.8
Lorestan	158.1	2.4	39.8	19.4	32.32	169.8	3.9	51.5	22.4	67.68	152.6	1.7	34.3	17.9
Ilam	159.4	2.3	42.5	18.9	33.01	175.8	3.2	53.8	23.8	66.99	151.4	1.8	36.7	16.4
Kohgiluyeh &Boyerahmad	149.0	3.1	38.2	14.6	32.46	163.5	4.9	47.6	16.3	67.54	142.1	2.2	33.5	13.7
Bushehr	146.1	2.8	36.7	14.2	29.95	178.5	3.2	61.7	23.4	70.05	132.3	2.5	25.5	10.1
Zanjan	144.7	3.1	32.9	14.0	29.97	162.3	5.2	46.8	18.5	70.03	137.1	2.0	26.8	12.0
Semnan	144.2	2.8	30.9	14.5	30.33	164.2	4.5	46.2	18.0	69.67	135.5	2.0	24.0	12.9
Yazd	143.0	3.1	30.9	12.9	32.04	169.9	4.9	51.9	20.6	67.96	130.4	2.0	20.6	9.2
Hormozgan	140.6	2.7	29.6	12.9	24.30	180.6	5.7	62.7	23.1	75.70	127.7	1.4	18.7	9.5
Tehran	150.4	2.8	37.0	17.7	18.84	167.4	5.1	47.7	21.0	81.16	146.4	2.2	34.4	16.9
Ardebil	143.7	3.2	31.9	13.6	34.35	167.4	5.5	51.9	19.7	65.65	131.3	1.7	21.3	10.3
Qom	139.6	2.2	28.8	13.2	26.11	164.5	3.4	46.9	20.6	73.89	130.8	1.7	22.2	10.5
Qazvin	144.8	2.0	32.2	14.6	31.80	161.0	2.1	45.0	18.1	68.20	137.2	1.9	26.1	12.9
Golestan	150.4	2.4	34.6	16.0	27.05	175.7	5.7	51.5	20.1	72.95	141.0	1.0	27.9	14.4
North Khorasan	156.5	3.9	38.8	16.6	30.53	172.3	5.0	53.3	20.1	69.47	149.6	3.4	32.4	15.0
South Khorasan	152.9	3.2	38.9	16.7	34.71	167.1	4.1	48.6	20.2	65.29	145.3	2.6	33.6	14.8
Alborz	141.6	2.6	30.8	13.2	23.44	166.3	4.0	49.2	19.8	76.56	134.0	2.0	25.0	11.1

Rural Households Goods and Services General Price Index, and Percentage Changes of Index by Province

Month: Aban, Year: 1397

1395=100

Province	General Index				Food, beverages and tobacco					Non-foods items and services				
	General Index	Monthly Inflation	Point to point inflation	Twelve month inflation rate	Weight	Index	Monthly Inflation	Point to point inflation	Twelve month inflation rate	Weight	Index	Monthly Inflation	Point to point inflation	Twelve month inflation rate
Total country	150.8	2.7	37.3	15.4	39.62	167.0	3.0	49.7	19.9	60.38	140.2	2.5	28.9	12.3
Markazi	152.4	2.5	39.5	16.8	42.30	170.6	2.6	50.1	22.7	57.70	139.1	2.4	31.1	12.3
Gilan	144.4	1.5	32.2	12.4	33.87	157.8	1.8	45.7	14.5	66.13	137.5	1.3	25.4	11.3
Mazandaran	146.1	1.6	32.4	14.4	32.77	161.9	2.2	43.3	18.4	67.23	138.3	1.3	26.9	12.3
East Azarbayejan	156.6	5.0	40.1	16.7	39.80	168.0	4.4	49.8	20.1	60.20	149.1	5.4	33.6	14.3
West Azarbayejan	155.2	3.1	38.9	17.5	41.77	178.2	3.3	53.7	24.4	58.23	138.7	2.9	27.6	12.1
Kermanshah	152.7	2.6	35.4	18.1	41.41	169.9	2.7	48.4	23.1	58.59	140.6	2.5	26.0	14.5
Khuzestan	154.8	2.1	40.9	16.7	45.60	171.3	1.5	51.8	21.2	54.40	140.9	2.6	31.3	12.7
Fars	149.2	3.4	38.5	14.6	39.33	170.8	5.0	54.1	20.2	60.67	135.2	2.1	27.8	10.8
Kerman	139.9	3.1	30.1	9.8	41.71	155.6	4.5	43.8	16.7	58.29	128.7	1.9	20.2	5.0
Khorasan-e-Razavi	153.9	2.7	37.9	15.9	44.72	169.6	2.9	50.0	20.3	55.28	141.1	2.5	27.8	12.1
Esfahan	146.6	2.4	33.2	13.5	31.92	165.2	3.2	46.0	20.3	68.08	137.9	2.0	26.9	10.2
Sistan & Baluchestan	152.9	2.5	44.8	14.7	55.40	161.8	2.3	52.5	16.9	44.60	141.9	2.9	35.2	11.9
Kordestan	157.7	3.0	45.8	16.9	44.55	170.6	2.7	57.2	20.9	55.45	147.3	3.2	36.6	13.6
Hamedan	151.0	0.8	38.7	16.6	42.56	160.0	-0.3	48.9	19.9	57.44	144.3	1.8	31.3	14.2
Chaharmahal&Bakhtiari	162.9	3.2	44.4	19.1	42.84	187.5	4.2	61.4	26.6	57.16	144.4	2.3	31.0	13.1
Lorestan	157.3	2.3	45.2	18.8	41.26	165.2	1.6	53.1	20.9	58.74	151.7	2.9	39.7	17.2
Ilam	152.0	2.9	38.8	16.2	44.98	163.7	3.3	46.6	18.7	55.02	142.5	2.6	32.1	14.1
Kohgiluyeh &Boyerahmad	152.2	5.7	41.1	14.8	43.38	165.7	8.4	48.8	17.6	56.62	141.9	3.5	34.9	12.6
Bushehr	146.2	3.3	37.6	12.9	37.71	166.7	3.8	50.6	18.2	62.29	133.8	2.9	29.2	9.6
Zanjan	142.2	2.9	32.2	14.1	42.65	154.2	3.9	42.4	18.3	57.35	133.4	2.1	24.6	10.9
Semnan	144.2	2.2	30.2	13.8	38.74	150.4	2.3	33.3	15.0	61.26	140.2	2.2	28.2	13.0
Yazd	149.8	3.6	36.3	14.6	30.92	167.1	5.4	45.5	19.5	69.08	142.0	2.7	31.9	12.3
Hormozgan	148.3	3.4	34.0	14.7	39.64	171.6	4.9	55.1	20.9	60.36	132.9	2.1	20.1	10.6
Tehran	150.4	3.5	36.9	17.1	26.74	163.8	4.2	47.4	20.6	73.26	145.5	3.2	33.0	15.8
Ardebil	147.9	3.2	36.0	14.5	44.68	163.0	3.8	49.0	19.1	55.32	135.7	2.7	25.4	10.8
Qom	139.7	0.3	31.2	13.0	38.45	153.3	-1.8	41.0	15.7	61.55	131.3	1.9	24.9	11.2
Qazvin	147.2	0.1	34.2	13.8	44.04	158.9	-2.2	44.6	16.1	55.96	138.0	2.4	26.0	11.9
Golestan	152.4	2.4	37.0	16.5	36.83	173.7	3.0	50.9	21.3	63.17	140.0	2.0	28.4	13.6
North Khorasan	166.1	3.1	44.9	18.5	43.15	180.6	3.0	56.4	22.3	56.85	155.0	3.1	36.0	15.5
South Khorasan	156.8	3.1	40.5	17.9	42.47	169.4	2.9	48.4	22.0	57.53	147.5	3.2	34.4	14.8
Alborz	141.7	2.7	30.9	13.2	29.93	161.1	3.2	44.4	19.8	70.07	133.5	2.4	24.8	10.3

**Contact information:**

For more information on time series of CPI, and time series of CPI of expenditure deciles in the country, please visit:

[www.amar.org.ir](http://www.amar.org.ir)

**Address:**

Statistical Centre of Iran, No.211, Dr Fatemi Ave, The corner of Rae Moayeri Street, Postal code: 1414663111

Telfax: +98 2188958189

Email: [int@sci.org.ir](mailto:int@sci.org.ir)